

601 SERIES Resonator Gas Supply

601 SERIES REGULATOR



The 601 Series Dual-stage Regulator was designed with beam-mode quality in mind. The 601 offers M² technology that virtually eliminates atmospheric contamination during a cylinder change. Low level moisture and hydrocarbon contents yield a more stable emission and higher resonator efficiencies.

Advanced Features

MACHINED BRASS BARSTOCK BODY	Smooth surface finish
LOW WETTED SURFACE AREA	Minimal purge requirements
CONVOLUTED 316L DIAPHRAGM	No inboard diffusion
OPTIONAL INTEGRAL PURGE	Eliminates atmospheric contamination
10-MICRON FILTRATION IN BOTH STAGES	Reduces particle contamination
OPTIONAL CGA CHECK VALVE	Minimizes atmosphere exposure
OPTIONAL PRESSURE CYCLE PURGE	Eliminates dead-space contaminate
CAPSULE® SEAT	Increase serviceability and life

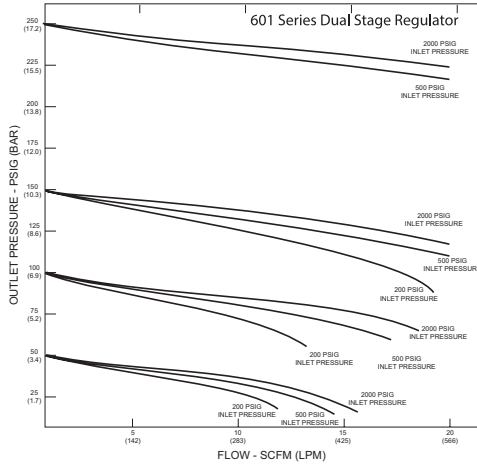
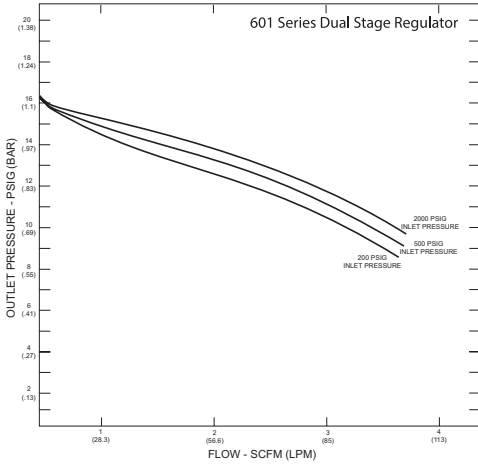
6012324-01-320 shown

Applications	Materials	Specifications
Laser Pure Resonator Gases Helium Nitrogen Carbon Dioxide	Bodies Machined brass barstock	Maximum Inlet Pressure 3000 PSIG (210 BAR) 4500 PSIG (310 BAR)
Laser Mixed Resonator Gases Three gas premix Four gas premix Five gas premix	Bonnet Chrome-plated die cast zinc	Temperature Range -40°F to 140°F (-40°C to 60°C)
Laser Purging Gases Zero Air Nitrogen	Seats PTFE	Gauges 2" (50mm) diameter dual-scale
Maintenance Nitrogen	Filters 10-micron sintered bronze	Helium Leak Integrity 1 x 10 ⁻⁸ scc/sec
	Diaphragm 316L stainless steel	Cv 0.1
		Weight 4.8 lbs. (2.16 kg)

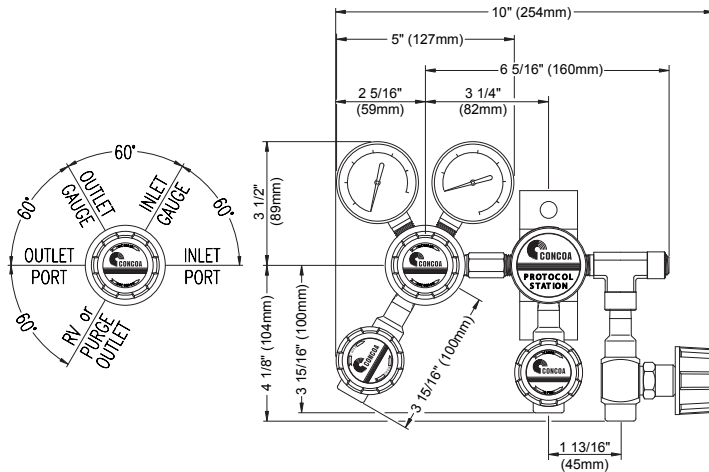
Resonator Gas Supply

601 SERIES

Flow Performance Curves



Installation Dimensions



Shown with optional purge and laser gas switchover station.

Ordering Information

601	A	B	C	D	CON	Options	
Series 601	Outlet Pressure	Outlet Gauge	Inlet Gauge	Outlet Assemblies	Assembly/Gauges	Inlet	Installed Options
	1: 0-50 PSIG (0-3.5 BAR)	0-100 PSIG (0-7 BAR)	0: None	0: 1/4" FPT port	1: Standard assembly (PSIG/kPA gauges)	000: 1/4" FPT	B: Laser gas alarm station†
	2: 0-100 PSIG (0-7 BAR)	0-200 PSIG (0-14) BAR	3: 0-4000 PSIG (0-275 BAR)	1: 1/4" MPT	2: Standard assembly (BAR/PSIG gauges)	TF2: 1/8" tube	C: Laser gas switchover station
	3: 0-150 PSIG (0-10 BAR)	0-200 PSIG (0-14) BAR	8: 0-6000 PSIG (0-405 BAR)	2: 1/4" tube fitting	3: Integral purge (PSI/kPA gauges)	TF4: 1/4" tube	M: Laser gas station
	4: 0-250 PSIG (0-17 BAR)	0-400 PSIG (0-27 BAR)		6: 3/8" tube fitting	4: Integral purge (BAR/PSIG gauges)	TF6: 3/8" tube	N: Regulator CGA check valve*
				7: 3/8" BSP right hand fitting	5: Integral purge with fitting* (PSIG/kPA gauges)	M06: 6mm tube	P: Inlet pressure cycle purge†
				A: 3/8" BSP right hand fitting	6: Integral purge with fitting* (BAR/PSIG gauges)	CGA DIN 477 BS 341 and others available	*Valid with CGA cylinder connections
				M: 6mm tube fitting	8: Integral purge with muffler (PSIG/BAR gauges)*		†Not valid with 4500 PSIG (300 BAR) max inlet
					9: Integral purge with muffler (BAR/PSIG gauges)		

*Fitting matches outlet assembly