

# LEAK DETECTION SYSTEM

## LEAK-MASTER® PRO



**Micro-leak detection system for packages containing CO<sub>2</sub>. LEAK-MASTER® PRO features non-destructive detection of even the smallest leaks without the need for costly Helium.**

### Benefits

- minimal response time
- quick product change
- for flexible and rigid packs
- no calibration required
- operator friendly – data and process parameter entry by means of integrated keyboard or remote personal computer (e.g. MS-Excel®)
- easy-to-use intuitive system – no special skills required
- convenient data administration and evaluation for customer-oriented quality documentation
- various chamber sizes (see overleaf)
- easy installation and start-up
- easy-to-clean, splash-proof stainless steel cabinet/ housing
- remote transmission of results via Ethernet
- potential free alarm contact for connection of external audible/visual device



further information on  
[www.leak-master.net](http://www.leak-master.net)  
 ▶ Video

### Options

- software GASCONTROL CENTER for recording of results (see separate data sheet)
- barcode reader for simple and quick user/product selection. Available with IP 65 (factory installed)
- wireless data transmission via WLAN (WIFI)
- stainless steel mobile workstations for various models available



IP 65



WLAN  
(WIFI)





<b>Type</b>	LEAK-MASTER® PRO	<b>Alarms</b>	potential free contact max. 250 V AC or 24 V DC/2 A
<b>Measuring System</b>	infrared measuring cell for CO <sub>2</sub>	<b>Interfaces</b>	Ethernet (WLAN optional)
<b>Measuring range</b>	0 ppm - 5,000 ppm	<b>Cabinet / Housing</b>	stainless steel, IP 54 (splash-proof)
<b>Resolution</b>	1 ppm	<b>Approvals</b>	Company certified according to ISO 9001 and ISO 22000 CE marked according to: - EMC 2004/108/EC - Low Voltage Directive 2006/95/EC - Machinery safety 2006/42/EC for food-grade gases according to: - Regulation (EC) No 1935/2004
<b>Warm-up time</b>	approx. 10 min.		
<b>Calibration</b>	not required		
<b>Response time of the sensor</b>	approx. 1 sec.		
<b>Leak testing cycle</b>	depends on leak size, CO <sub>2</sub> -percentage in package, size of chamber		
<b>Vacuum</b>	max. 50 mbar abs.		

# LEAK DETECTION SYSTEM

## LEAK-MASTER® PRO



Various chamber sizes – ranging from the table top model for sample analysis to the mobile bulk-package model for leak-testing of complete master cartons (e.g., E2 boxes).

Model	Chamber size approx. in mm (inches) HxWxD	Cabinet/housing size approx. in mm (inches) HxWxD	Weight approx. in kg (lb)	Pump capacity (kWh)	Pump suction capacity m <sup>3</sup> /h (SCFH)	Voltage
 <b>LM 4.4.1</b>	90 x 345 x 280 (3.5 x 13.6 x 11.0)	395 x 535 x 570 (15.6 x 21.1 x 22.4)	65 (143)	0.55	10 (353)	230 V AC or 110 V AC
 <b>LM 5.2.2</b>	100 x 340 x 425 (3.9 x 13.4 x 16.7) 100 x 460 x 305 (3.9 x 18.1 x 12.0)	490 x 530 x 700 (18.5 x 20.9 x 27.6)	85 (187)	1.10	21 (742)	230 V AC or 110 V AC
 <b>LM 12.1</b>	230 x 680 x 500 (9.1 x 26.8 x 19.7)	1,025 x 760 x 855 (40.4 x 29.9 x 33.7)	225 (496)	2.20	100 (3,531)	400 V AC
 <b>LM 12.2</b>	140 x 680 x 500 (5.5 x 26.8 x 19.7)	1,025 x 760 x 855 (40.4 x 29.9 x 33.7)	225 (496)	1.50	63 (2,225)	400 V AC

LM1 USA - H01/D6 subject to change